



# Shinhotaka Ropeway

新穂高ロープウェイ

Ride Japan's only double-decker ropeway through the sky at an altitude as high as 2,156 meters. The observation deck at the terminal station offers a magnificent view of the landscape that received a two star rating in the Michelin Green Guide Japan.

**Open 365 days**

Not open during certain periods for maintenance



### Observation deck

There is an observation deck on the station rooftop that offers a panoramic view of the North Alps. The scenery received a two star rating in the Michelin Green Guide Japan.

The temperature is about 15°C in midsummer (average temperature).




From here it will be a mountaineering course aiming at the summit of the North Alps.



### Sengokuenchi "Natural Park"

Natural park near Nishihodaka-guchi Station. On the walking course where you are surrounded by virgin forest, you can see wild grasses and flowers and lovely little flowers on the alpine plants from May to October. In winter, a massive snowy corridor is created.



First station on the ropeway. Various types of souvenirs are sold here. You can also enjoy a footbath while waiting for the bus.



### Nishihodakaguchi Station 2156m

Many different types of freshly-baked bread are sold on the second floor of Shirakabaira Station.

### Shinhotaka Station 1308m

2mins on foot

### Visitor Center Sangakukan "Kamitakarano-yu"

The ropeway is the only double-decker aerial lift in Japan!

Nabedaira plateau parking lot  
Parking fee: 600 yen  
You can park your car here to get on the no. 2 ropeway.



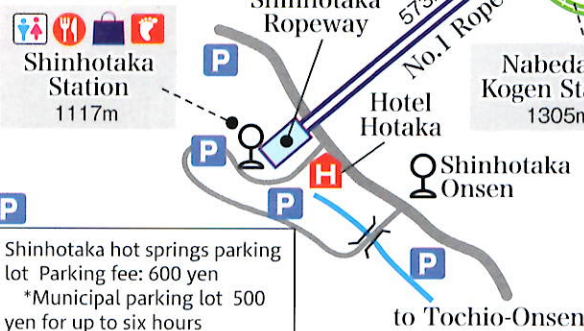
### Visitor center "Sangakukan"

This museum shows the mountain climbing history of the North Alps and displays various plants and animals. You can also request a walking guide and snow shoes (fee required, 0578-89-2254).



### Kamitakarano-yu

Enjoy an open-air bath in hot springs at the Sangakukan Visitor's Center.  
Hours: 9:30 a.m. to 3:30 p.m.  
Bathing fee: 600 yen (closed when the ropeway is closed)



Shinhotaka hot springs parking lot  
Parking fee: 600 yen  
\*Municipal parking lot 500 yen for up to six hours (additional 500 yen for every six hours after that).

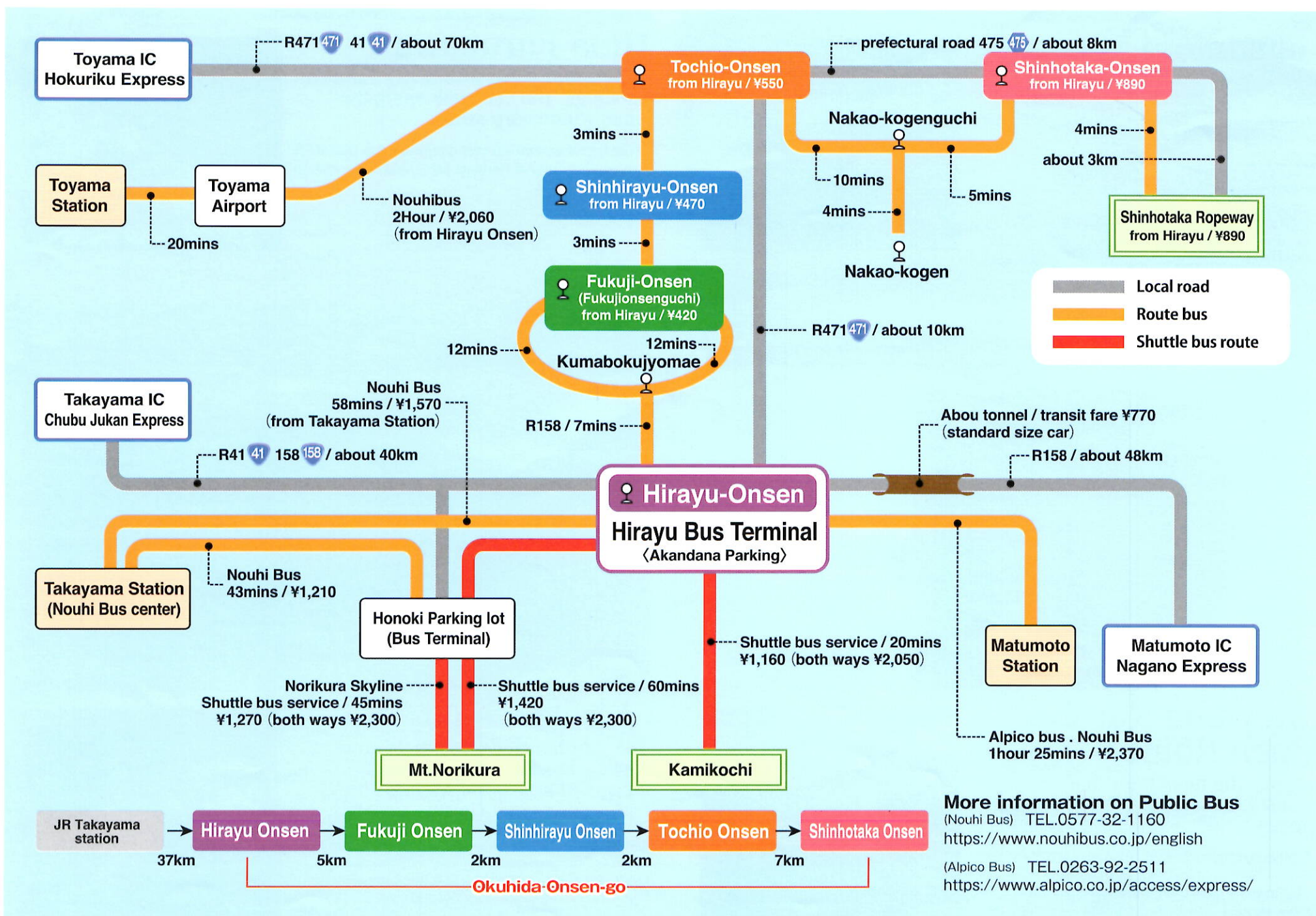


### Nabedaira Plateau

There is a hiking course that is about 2.3 km long from the Nabehira plateau at about 1,300 meters altitude (takes about one hour).

- Toilet
- Restaurant
- Souvenir shop
- Foot bath

Shinhotaka Ropeway  
Hours: 8:30 a.m. to 4:00 p.m. (not open during certain periods for maintenance)  
Passenger fare: 2,900 yen return (ropeway no. 1 and no. 2)



### More information on Public Bus

(Nouhi Bus) TEL.0577-32-1160

<https://www.nouhibus.co.jp/english>

(Alpico Bus) TEL.0263-92-2511

<https://www.alpico.co.jp/access/express/>